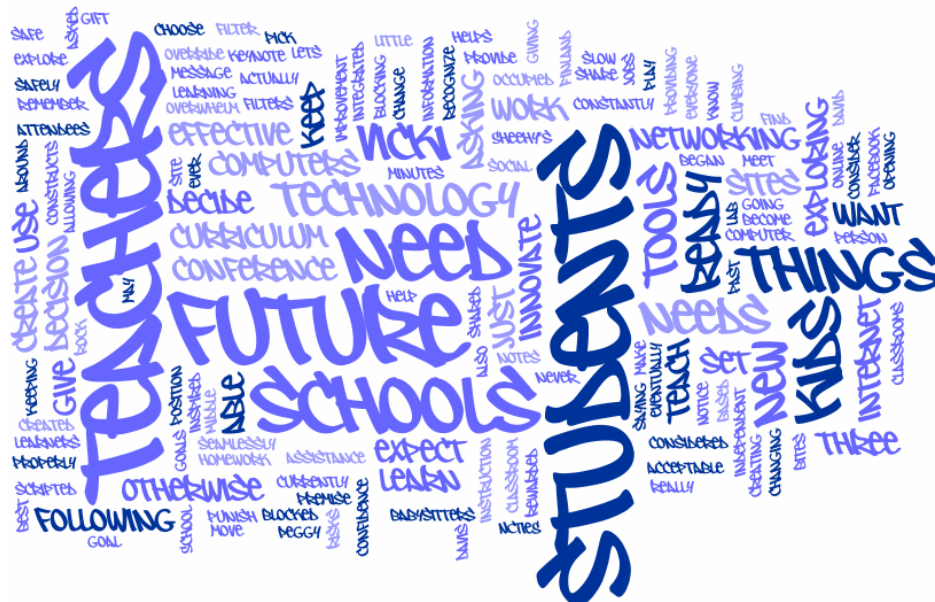


<http://wordle.net>

Getting Started

1 – Paste in a bunch of text

- This example is from a blog post about a conference keynote:



Page 1

2 – Enter the URL of any blog, blog feed, or any other web page that has an Atom or RSS feed.

- Blogs, wikis, and many web pages have RSS feeds. You can tell by the orange symbol beside the home button in Internet Explorer or at the end of the address bar in Firefox.
- The wordle will show the most frequently used words in the blog. For example, here is one I created with the virtual fair blog:

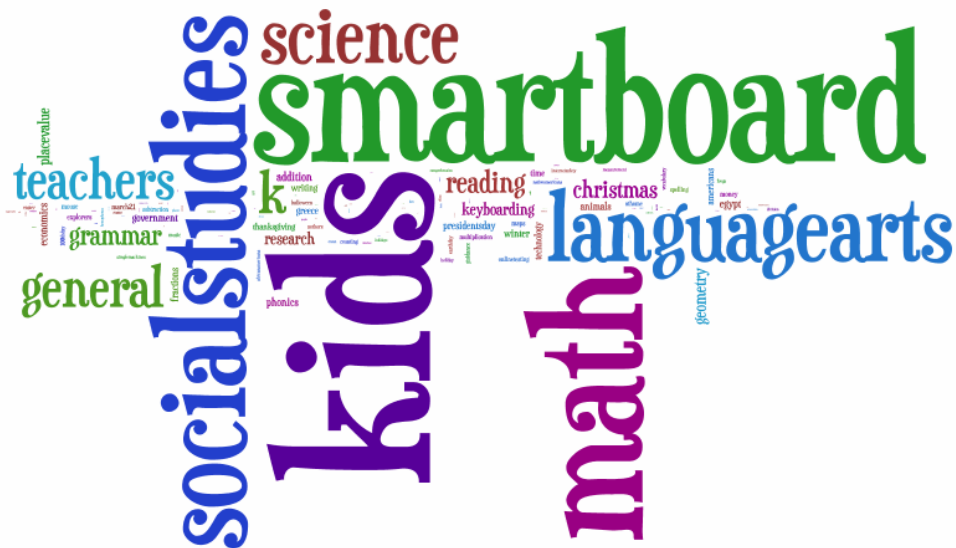


You can see that “projects” is used frequently in the blog posts.

3 - Enter a del.icio.us user name to see their tags

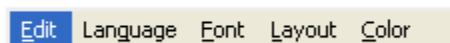
- If you have a Delicious account for keeping your bookmarks online, type in your user name to create a word cloud of your tags.

Here is a wordle created from the elemscs account:

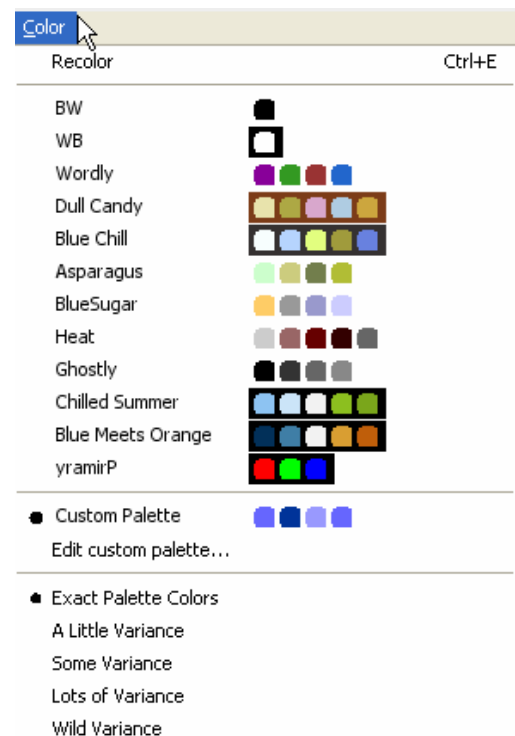


Changing Your Wordle

One you create your word cloud, have fun with it.



- Click on Layout and explore the various options for displaying the words. A quick way to redo the layout is Control – R.
- Click on Font to change the fonts.
- Click on Color to play with color options. You can change colors with Control – E or by clicking on the preset options.
- In addition to the preset color palettes, you can create your own custom palette. You can also play with variations of the colors using the options at the bottom of this menu.



When You're Finished....

You may save your Wordle to the gallery. If you're using this with a group of students, have them all use the same title and assigned usernames so you can easily find them using the search feature.

You can use a screen capture tool such as Jing to grab the wordle image and save it as a jpg on your computer. Then you can use it in PowerPoints, Word docs, web pages, and anything else you can imagine.

Some Ideas to Get You Started:

Beginning of the Year

- Student names at the beginning of the school year
- About Me (hobbies, interests, etc.)

Language Arts

- Visualize overuse of common words in student writing
- Make a wordle of overused word repeated several times and then surround by synonyms for that word
- Antonyms and Homonyms
- Enter vocabulary words and let students practice reading them.
- Enter a passage from a story and see how often particular words are actually used.
- For younger students, use this to practice typing in spelling words.
- Adjective collage (noun as the large word ~ then describing words around it)
- Book Review
- Letter hunt for Kindergarten
- Idioms (use the tilde to keep words in phrases together)
- Put the first paragraph or page of text in a wordle and let students predict what the story is about

Social Studies

- Enter text from a historical document and analyze the results.
- A famous person – hobbies, interests, facts that would be included in a report
- Input words from famous quotes and speeches

Miscellaneous

- Make signs, banners, posters
- Brainstorming on any topic
- Make holiday cards